

Blackboard @ MOBILE

► Overview:

Give your learners, educators, and community access to all aspects of the educational experience on their mobile devices and they'll be able to go anywhere. That's what Blackboard Mobile solutions are all about. Giving you the power to engage everyone on their terms and devices. Offering instant access to the information they need. Encouraging the interaction they crave.



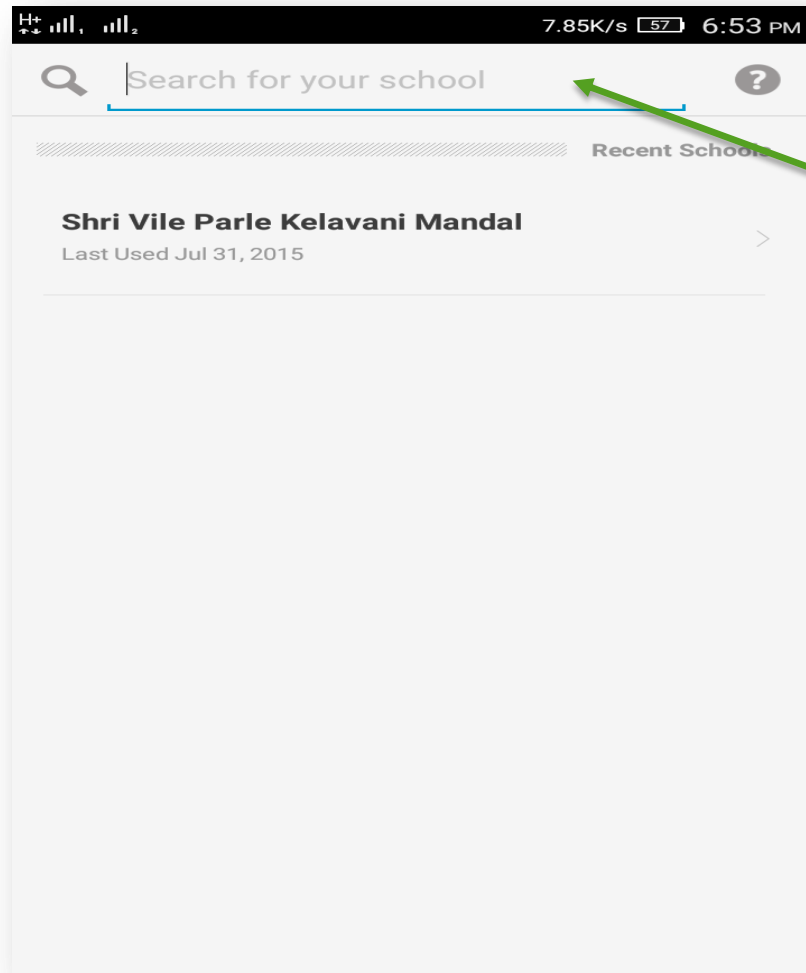
Download App & Install on Portable device

- ▶ Open the Market on your phone, search for 'Blackboard Mobile Learn', and download
- ▶ Launch Blackboard Mobile Learn and search for your school
- ▶ Login using your school credentials as shown in further slides
- ▶ Enjoy your educational freedom

Blackboard @ MOBILE

- ▶ Type your institute code in Search as per below screen

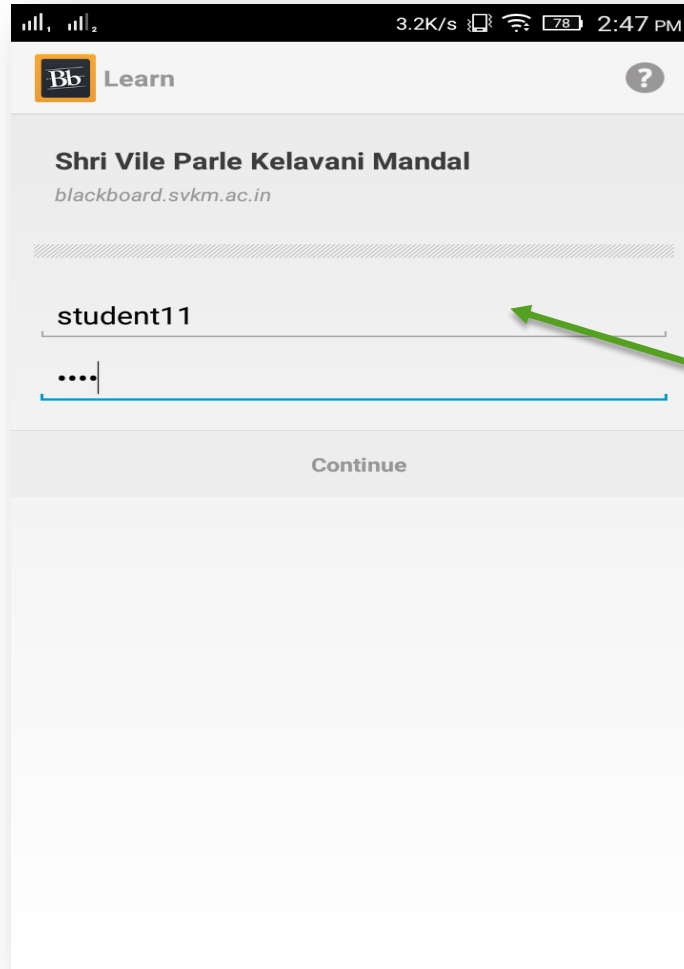
Code: 45L1UY



Type Code

Blackboard @ MOBILE

- ▶ Enter user login ID and password as per below screen

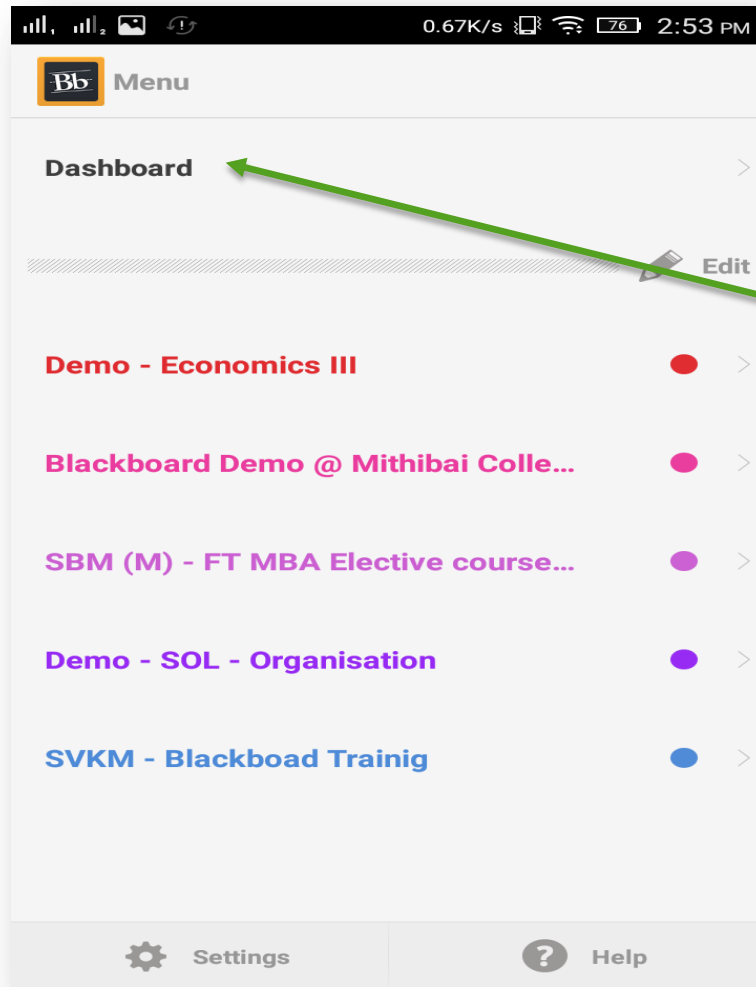


The screenshot displays the Blackboard mobile application interface. At the top, the status bar shows signal strength, data speed (3.2K/s), Wi-Fi, battery (78%), and time (2:47 PM). The app header includes the Blackboard logo and the text 'Learn'. Below this, the institution name 'Shri Vile Parle Kelavani Mandal' and the URL 'blackboard.svkm.ac.in' are displayed. The main content area features two input fields: the first contains the text 'student11' and the second contains three dots, representing a password. A 'Continue' button is positioned below the input fields.

Type User ID
and Password

Blackboard @ MOBILE

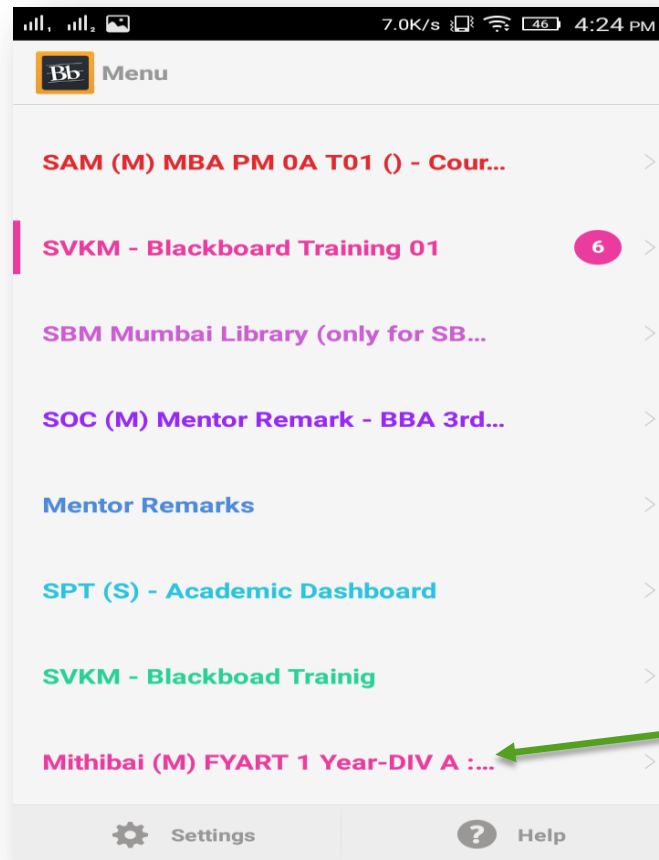
- ▶ After login you able to see your dashboard as per below screen



Dashboard

Faculty Feedback@ MOBILE

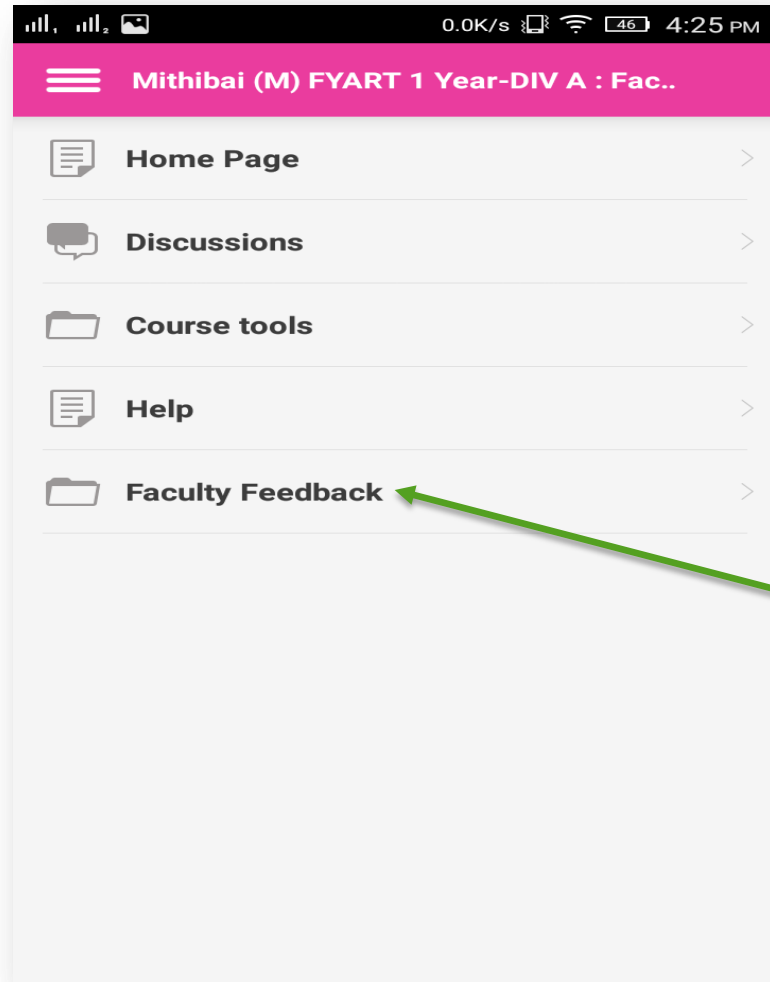
- ▶ Select Faculty feedback course link as per below screen



Faculty
Feedback Link

Faculty Feedback@ MOBILE

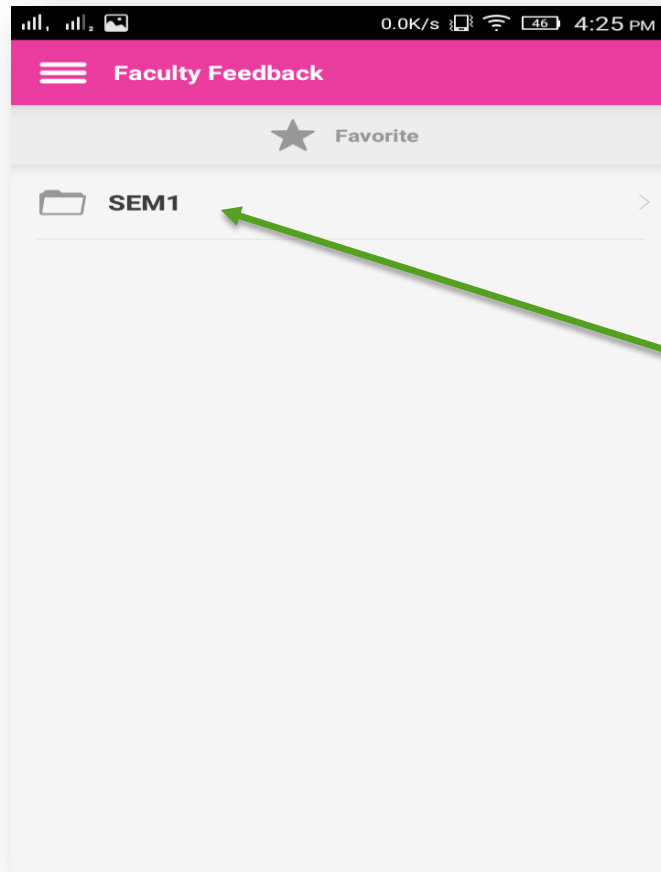
- ▶ Click on the faculty feedback link as per below screen



Faculty
Feedback

Faculty Feedback@ MOBILE

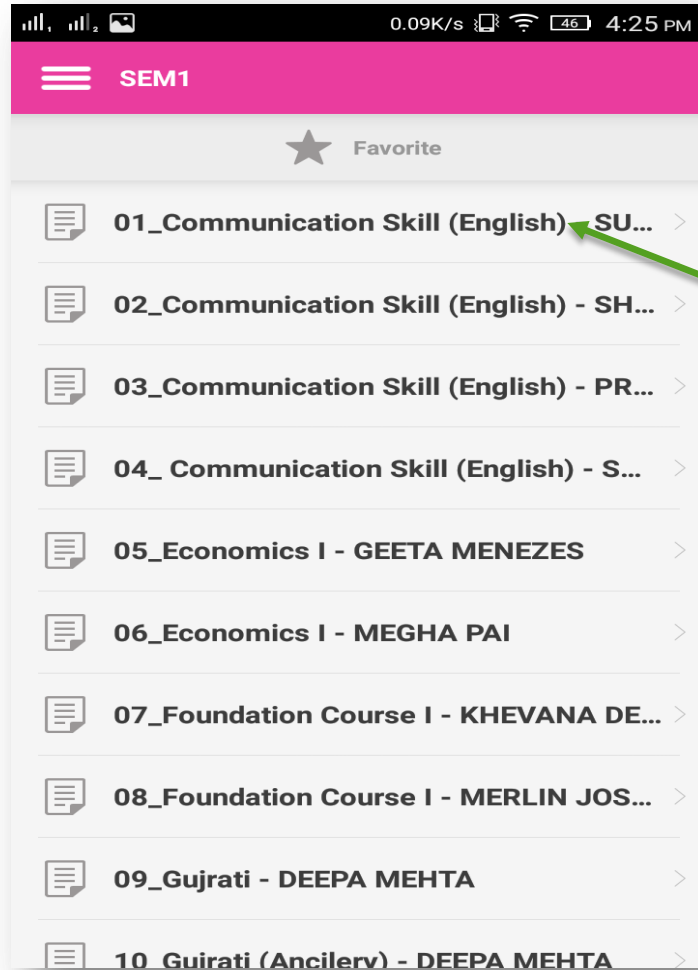
- ▶ Click on semester link as per below screen



Semester

Faculty Feedback@ MOBILE

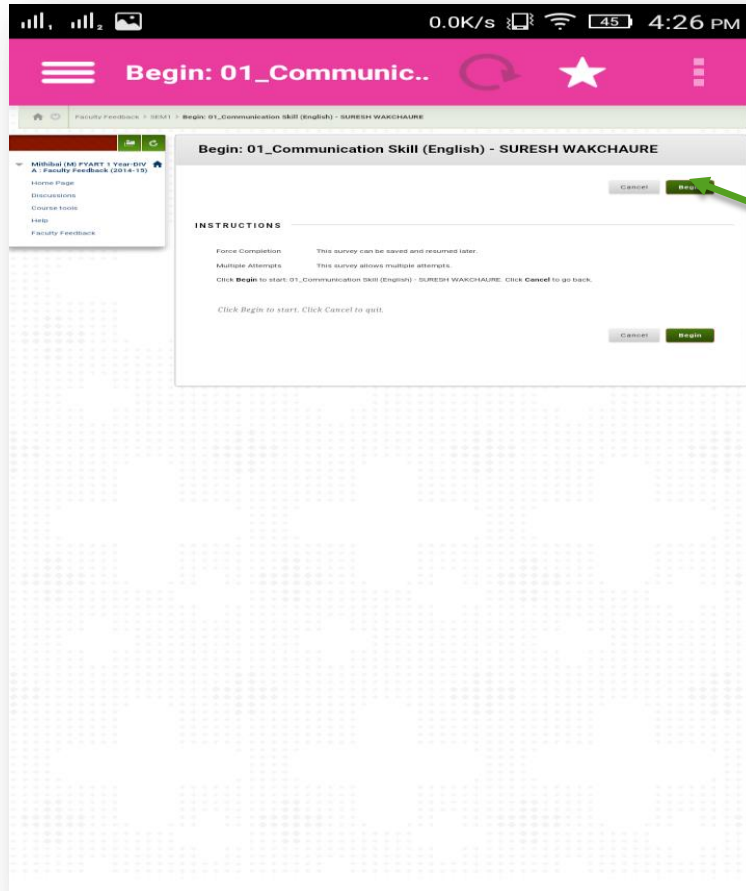
- ▶ Click on link as per your subject and teacher



Subject Link along
with teacher

Faculty Feedback@ MOBILE

- ▶ Click on begin to attend faculty feedback



Begin

Faculty Feedback@ MOBILE

- ▶ Read the instruction
- ▶ Attend all question than click save and submit as per below screen

The screenshot shows a mobile application interface for a survey. At the top, there's a status bar with signal strength, speed (0.03K/s), battery (45%), and time (4:26 PM). Below that is a pink header with a menu icon, the title 'Take Survey: 01_Co..', a refresh icon, a star icon, and a list icon. The main content area has a white background with a pink border. It displays the survey title 'Take Survey: 01_Communication Skill (English) - SURESH WAKCHAURE'. Below the title, there's a 'Description' section with text: 'We would like to have your feedback on Course Contents and the Learning Process. Your feedback will enable us to improve/modify it for better learning in future. The questionnaire has been divided into two parts: Feedback on course (Objective, course contents, pedagogy etc.) & Feedback on Faculty. Students are required to give the feedback on a 7 point scale-7 (Strongly Agree) & 1 (Strongly disagree)'. This is followed by 'Instructions' with similar text. Below that are 'Multiple Attempts' (2 attempts) and 'Force Completion' (can be saved and returned later). There are two buttons: 'Save All Answers' and 'Save and Submit'. The survey consists of nine questions, each with a 'Save Answer' button and a 7-point scale. The questions are: 1. Course learning process (interactive discussion, case analysis, class participation, group interaction, presentation work etc.) were helpful towards learning from the course. 2. Course met my expectations and was an excellent course. 3. Faculty has a thorough knowledge of the subject. 4. Faculty is clearly heard in the classroom. 5. Faculty uses language that is simple enough for me to understand. 6. Faculty provided materials (lesson plans, course notes, references etc.). 7. Faculty shows respect and concern for the students and is available to solve doubts after class. 8. Faculty is able to integrate the course material with the environment and other issues of relevance in day to day life. 9. Faculty is tolerant of different opinions expressed in class.

Instruction

Save and submit

Thank You!

